FOR LEASE

BALLARD BLOCKS

Anchor and Shop Space Available. See site plan for available spaces.

1416 NW BALLARD WAY
SEATTLE, WA 98107

KIDDER.COM

Kidder Mathews

STREET LEVEL

Available Leased Not a Part

Unit	Tenant	SF
1	Ballard Modern Dentistry	3,667
100	PCC Community Markets	25,576
102	ATI Physical Therapy	2,119
EM	**Edith Macefield Home**	**1,399**
3A	Nautical Bowls	935
103	**AVAILABLE**	**2,496**
104	Sharkey's Cuts for Kids	1,170
105	The UPS Store	1,107
106	Ballard Modern Dentistry	2,612
108	The Egg & Us	3,179
11	Top Pot Doughnuts	1,527
110	Trader Joe's	12,000
200	West Marine	25,904
400	Fed-Ex Office	2,697
403	Just Food For Dogs	720
7	Kinwell	6,655
9	Xfinity	2,575
B	Next Level	2,018
C	Seattle Sun Tan	2,240
F	Sephora	5,059
G	RK Nails	1,065

LEVEL 2

Unit	Tenant	SF
H	Tru Fusion	12,243
100	PCC Community Markets	25,576
200	West Marine	25,904
200	**AVAILABLE**	**34,907**
301	Salon Republic	6,347

Available Leased Not a Part

LEVEL 3

Unit	Tenant	SF
500	LA Fitness	50,658
300	Bright Horizons	13,053
700	Prokarma	13,251
800	Kaiser Permanente	12,654

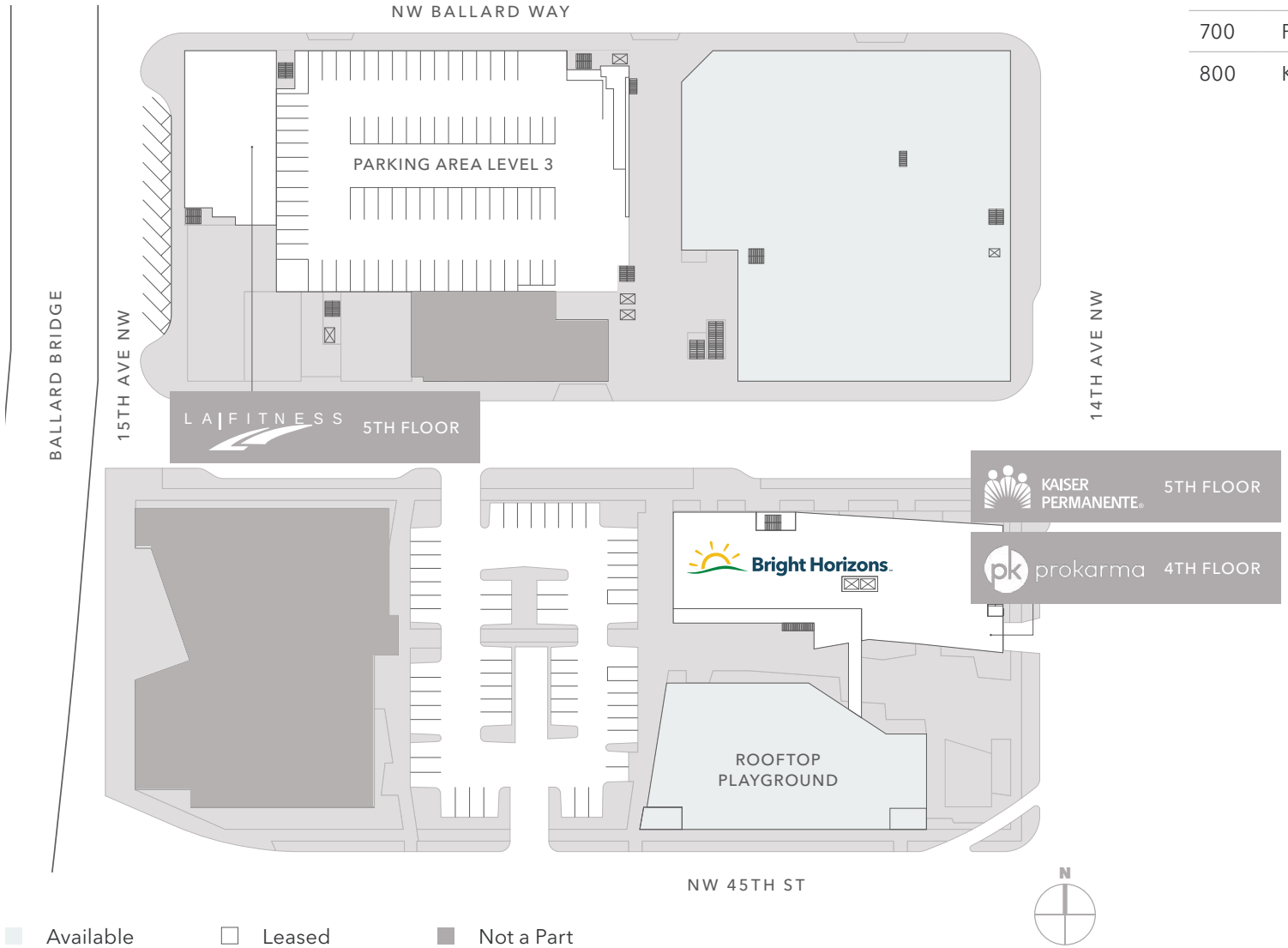

Available Leased Not a Part

SUITE 200 DEMISING PLAN

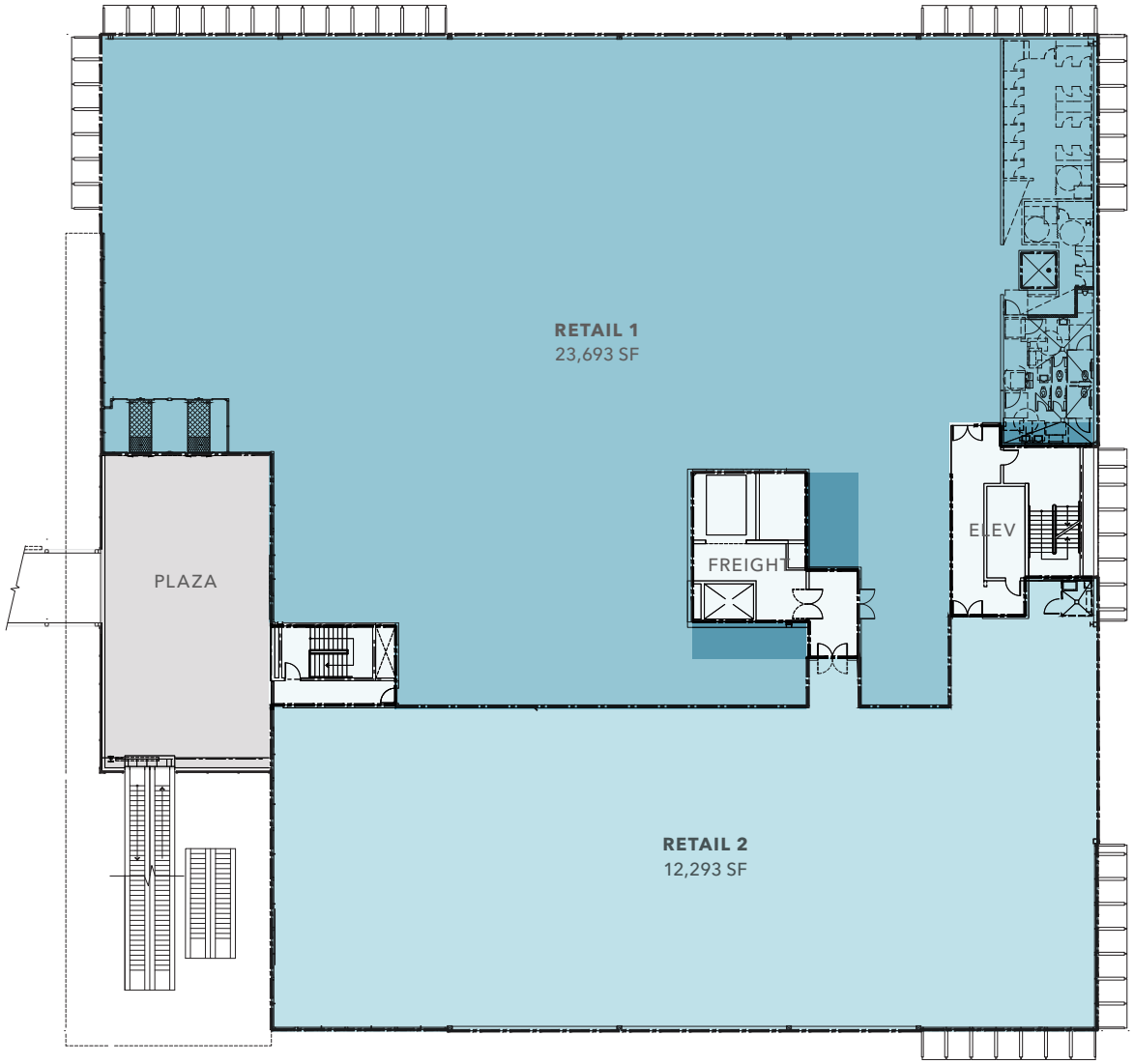

A CITY WITHIN ITSELF

Ballard is a thriving urban neighborhood

With an influx of young families and professionals fueling the construction of more than 20,000 new multifamily units, the Ballard area has become one of Seattle's fastest growing submarkets.

3 MI
TO UNIVERSITY OF WASHINGTON

3 MI
DOWNTOWN SEATTLE



DEMOGRAPHICS

POPULATION

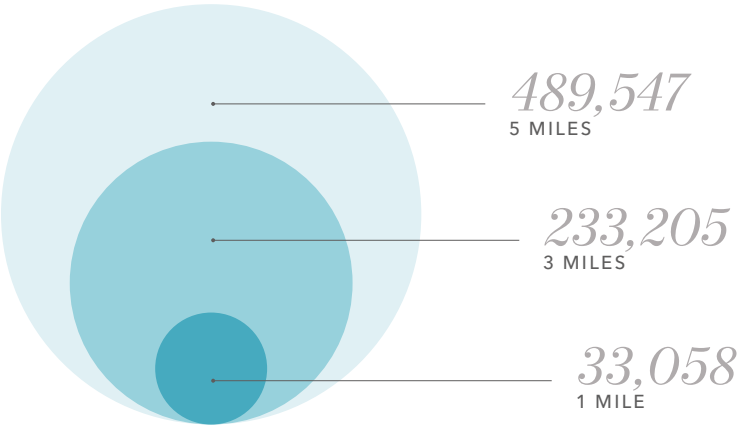

AVERAGE HH INCOME



HOME OWNERSHIP

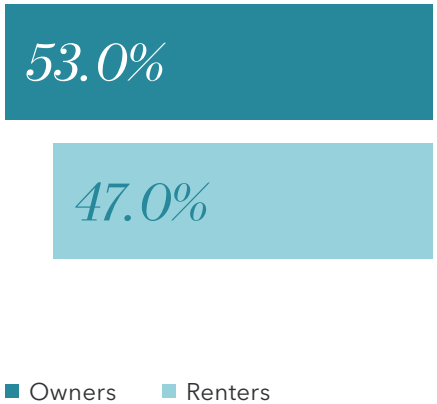

POPULATION

	1 Mile	3 Miles	5 Miles
2023 TOTAL	33,058	233,205	489,547
2028 PROJECTION	33,978	246,244	532,893
2020 CENSUS	33,402	235,475	476,092
PROJECTED GROWTH 2023 - 2028	0.6%	1.1%	1.8%

HOUSEHOLDS

	1 Mile	3 Miles	5 Miles
2023 TOTAL	17,329	116,620	253,214
2028 PROJECTED	17,601	122,528	275,960
2020 CENSUS	17,233	114,509	238,084
GROWTH 2023 - 2028	0.3%	1.0%	1.8%
OWNER-OCCUPIED	53.0%	52.6%	51.6%
RENTER-OCCUPIED	47.0%	47.4%	48.4%

INCOME

	1 Mile	3 Miles	5 Miles
2023 AVERAGE HH INCOME	$194,018	$193,018	$180,015
2028 PROJECTED HH INCOME	$208,875	$201,216	$180,658
ANNUAL CHANGE 2023 - 2028	1.5%	0.8%	-

EMPLOYMENT

	1 Mile	3 Miles	5 Miles
TOTAL BUSINESSES	3,313	16,678	38,531
TOTAL EMPLOYEES	23,549	108,141	337,107

BALLARD BLOCKS

For more information on this property, please contact

JOHN CHELICO
206.398.2261
john.chelico@kidder.com

KIDDER.COM

This information supplied herein is from sources we deem reliable. It is provided without any representation, warranty, or guarantee, expressed or implied as to its accuracy. Prospective Buyer or Tenant should conduct an independent investigation and verification of all matters deemed to be material, including, but not limited to, statements of income and expenses. Consult your attorney, accountant, or other professional advisor.

Kidder Mathews